

STRONGER
Together

2016 Annual Report



Our Mission

Early Learning Ventures (ELV) is a nonprofit organization dedicated to expanding access to quality, affordable child care. The organization focuses its efforts on improving the quality of child care programs offered at center and home-based facilities across Colorado—85 percent of which are small, independent businesses that lack the infrastructure and resources to invest in quality improvements.

Stronger Businesses, Stronger Families

Early Learning Ventures' business model is comprised of two practices areas: **stronger child care businesses and stronger families**. Through our Resource Platform, child management system, and financial services, ELV helps child care providers across Colorado save time and money thus building their capacity so they can invest more into improving the quality of care and education they provide.

Through our **Quality Child Care Partnership Program**, ELV works hand-in-hand with both child care providers and families to bring enhanced services and resources directly to early learning programs to ensure all children reach their full potential.

STRONGER BUSINESSES



ELV's Resource Platform

Powered by CCA For Social Good, an early childhood education knowledge hub

Child Management System

Record keeping and compliance

Financial Services

Powered by Jitasa

STRONGER FAMILIES



Quality Child Care Partnerships

In partnership with Early Head Start

Healthy Options for Preschoolers

In partnership with the Colorado Health Foundation

MERAGEhelp

In partnership with Project Helping

2016

ELV BY THE NUMBERS



28,000

CHILDREN IMPACTED



1,408

RESOURCE PLATFORM USERS



464

LICENSED EARLY LEARNING
PROGRAMS SERVED

Return on Investment Study

In 2017, ELV contracted with APA Consulting to independently research the benefits and savings ELV offers early childhood education (ECE) providers. Through interviews with 16 child care providers, APA found that these providers saved an average of \$22 per child¹ by utilizing ELV services, such as bulk buying discounts, credit card fee discounts, staff trainings, and payroll and human resource services. These same providers also achieved substantial indirect savings in terms of staff time—saving, on average, 11 hours of time per child annually.² Taking into account direct dollar savings, indirect savings in terms of time, and fees paid for ELV services, this analysis found that ELV services yield an average net annual savings of \$247 per child for participating ELV providers.

What Does This Mean for Child Care Providers?

Utilizing APA's analysis, a child care provider who is considering using ELV's services—with the typical level of fidelity and consistency—can expect to save about \$247 for every child enrolled in their program. (*This means a child care center with 30 students enrolled has the potential to save **\$7,410 annually.***) However, child care providers can actually save more money depending on their familiarity and experience with ELV's services. In APA's study, some programs reported saving more than **\$10,000 per year** and one program reported saving more than **\$60,000 per year.**

Based on these figures, APA calculated that providers can save on average \$11 for every \$1 spent on ELV services.

\$1 = \$11

In Their Own Words

While child care providers can use the cost and time savings from ELV's services at their own discretion, providers in APA's study reported being able to spend more time with family, as well as in the classroom. Below are excerpts from interviews with APA on how ELV's services have impacted child care providers as well as the ECE community.

“ELV plays an important role in professionalizing the ECE industry. Students in our program may never have been exposed to such professional level resources if it was not offered through the college program.”

“ELV's services have allowed me to spend more time in the classroom and less time in my office filling out paperwork.”

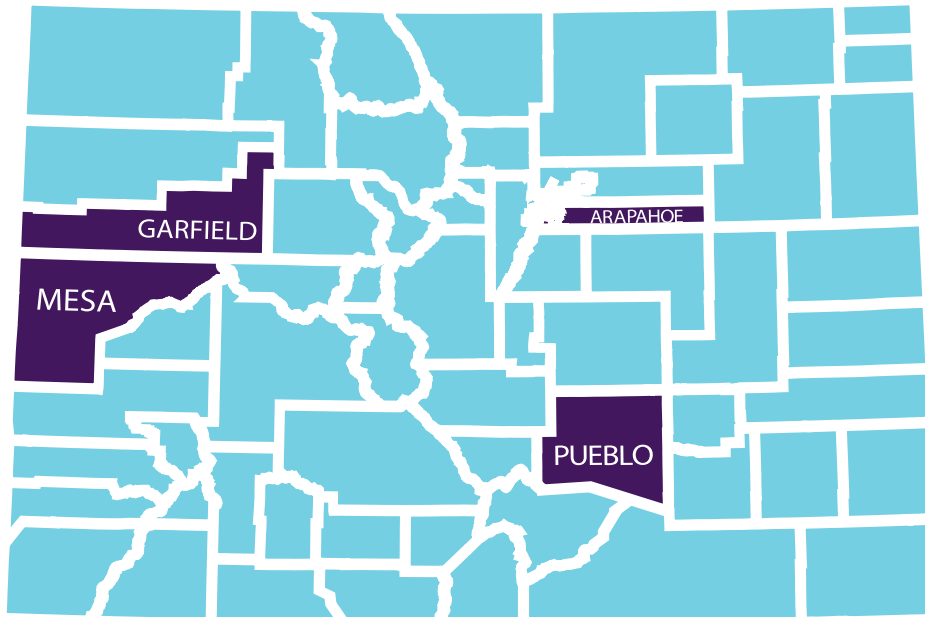
¹APA calculated per-child savings to show a comparable number across providers in the study, which ranged in number of children served and ELV service levels. These details and other methodological information are available in a more extensive report available from ELV.

²APA used average salary estimates to translate these time savings into dollar (or indirect) savings of \$258 per child program annually.

Quality Child Care Partnerships

In 2015, ELV launched its Quality Child Care Partnership Program, a unique model made possible by the Early Head Start–Child Care Partnership (EHS-CCP) grant.

Through this grant-funded program, ELV supports high-risk children and families in under-served areas across Colorado. EHS-CCP benefits the child care sector by bringing ELV’s shared services technology platform combined with high-quality Early Head Start services to children, providers, and families **in their current child care settings**.



To date, ELV is working with 31 center-based and family child care partners in four high-need Colorado counties: Arapahoe, Garfield, Mesa, and Pueblo. These children receive health and developmental screenings and comprehensive services; benefit from smaller adult-to-child ratios and group sizes; and the program aims to provide environments that are safer, healthier, and more developmentally enhanced.

According to an evaluation conducted by Policy Equity Group, the impact of ELV’s EHS-CCP reaches beyond just EHS-eligible families and to **all 1,700 children** enrolled at these EHS-CCP sites. All families enrolled at an ELV EHS-CCP site benefit from:

- **Program-wide continuous improvement planning**
- **More qualified teachers**
- **Curriculum implemented to fidelity**
- **An enhanced learning environment**
- **Increased parent engagement and education opportunities**



265

EHS-ELIGIBLE
CHILDREN SERVED

90%

OF EHS ENROLLMENT
IS INCOME ELIGIBLE



247

FAMILIES SERVED



1700

CHILDREN IMPACTED
ACROSS COLORADO

100%

AVERAGE MONTHLY
ENROLLMENT
(% OF FUNDED ENROLLMENT)



100%

OF CHILDREN
RECEIVED MEDICAL*
& DENTAL EXAMS

*includes vision, hearing and developmental exams



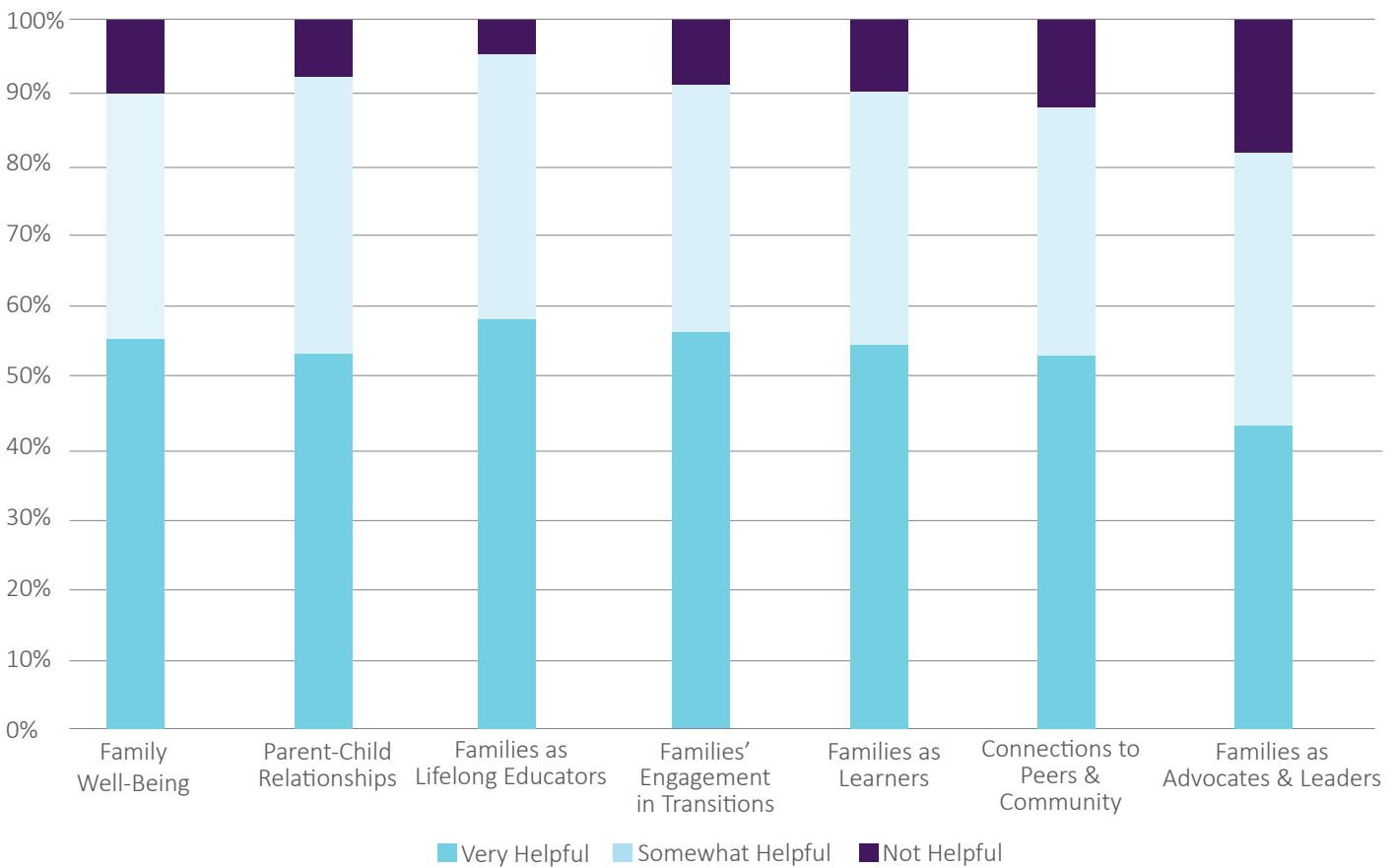
2015-16

EHS BY THE NUMBERS

Family Satisfaction of EHS-CCP

A critical aspect of ELV’s EHS-CCP is supporting the overall well-being of the family in addition to the child. In the evaluation conducted by Policy Equity Group, a Family Outcomes Survey was administered to capture how much parents and families benefit from participation in the EHS-CCP program. A total of 188 families completed the survey in the fall of 2016. Of these families, 105 were enrolled through EHS; the remaining 83 families had children in EHS classrooms but were not funded through EHS. The survey asked families to give overall ratings of how much the program has helped their child, their family, and themselves.

The majority of families surveyed by Policy Equity Group found that their EHS-CCP program was “somewhat helpful” or “very helpful” across sub-scales. Each sub-scale represents an outcome area identified by *The Head Start Parent, Family, and Community Engagement Framework*. Families also provided contextual feedback regarding their EHS-CCP program. (See below.)



“This program has made it possible for me to finish my education so that we will be able to provide a stable financial future for our family—it has helped us immensely.”

“We have found family in the program with the teachers.”

“[This program has] helped me understand I’m not alone.”

“This has helped me obtain a stable job to provide for my family.”

“I have more knowledge as to where my child is with her learning development.”

“This program has helped us find resources on the process of immigration and also the progression of our child as he entered daycare.”

Family Involvement Activities for 2015-16



COOKING
CLASSES



FINANCIAL
CLASSES



TWO HOME VISITS
PER FAMILY
(ANNUALLY)



TWO PARENT-TEACHER
CONFERENCES
(ANNUALLY)



RAINBOW
SNACKS
CLASSES



MONTHLY
FAMILY
ACTIVITIES



HEALTH
FAIRS

Efforts to Prepare Children for Kindergarten

Through coordinated services, a sustainable business practice, and the implementation of high quality standards, ELV is able to support both children and families in a holistic and timely manner.

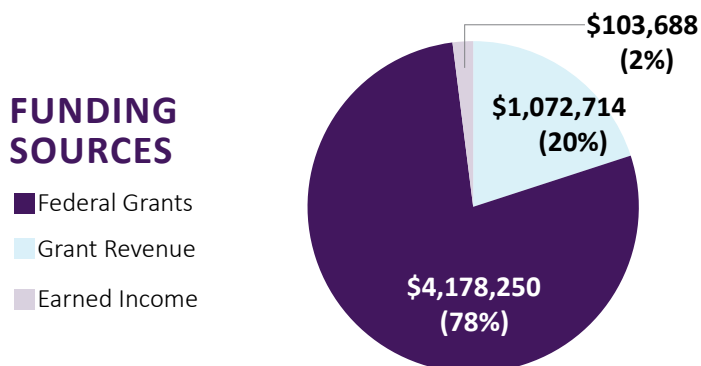
ELV's efforts to ensure kindergarten readiness include:

- 1.** Supporting more than 140 teachers in pursuing EHS teacher qualifications. To date, 96 teachers at EHS-CCP sites have already achieved this by obtaining either the Child Development Associate Credential with an emphasis on Infant-Toddler or Family Child Care, or through completing the equivalent college level coursework with an emphasis on infant and toddler development. This groundwork provides a pathway for continuing education in pursuit of longer term professional goals and helps to support ECE educators in using developmentally appropriate practice to individualize the learning paths of children served at EHS-CCP sites.
- 2.** Implementing *Creative Curriculum® for Infants, Toddlers & Twos* to support classroom learning. Coupled with *MyTeachingStrategies™* as the assessment tool, this pairing allows for authentic assessment to influence the learning and development of each child.
- 3.** Supporting medical and wellness visits, including hearing, dental, and developmental screenings. In the 2015-16 EHS program year, 100% of children at ELV's EHS-CCP sites received medical and dental screenings. Since the first few years of life are critical for a child's health and development, these screenings help identify health issues early, thus reducing their impact later in life.

Financial Statements

EARLY LEARNING VENTURES 2016 CY FINANCIALS

	ACTUALS
Administration	\$639,562
Program	\$4,676,140
Fundraising	\$38,950
TOTAL	\$5,354,652



EARLY HEAD START 2015-2016 PY FINANCIALS

	BUDGET	ACTUALS
Administration	\$759,120	\$415,589
Program	\$4,301,680	\$4,645,211
TOTAL	\$5,060,800	\$5,060,800

Federal Review

ELV participated in its first Federal Monitoring Review in April 2017, as part of its Early Head Start – Child Care Partnerships grant and has achieved general compliance with the federal requirements based on the criteria detailed in the FY 2016 EHS–CCP Monitoring Protocol that was used as a guide for the federal monitoring event. The Monitoring Protocol and the Monitoring event covered federal compliance related to the following areas: Fiscal Management, Health and Safety, Education and Child Development Service, Family and Community Engagement, and Program Management and Quality Improvement.



EHS-CCP Sites & Counties Served 2015-16

Sites are listed by county and include their Colorado Shines Rating as of July 2017. Colorado Shines is a quality rating and improvement system for all of Colorado's licensed early learning programs. It encourages and supports programs to improve their quality and to connect with families looking for quality care for their children. Ratings range from Level 1-5, with 5 being the highest.

ARAPAHOE

Creative Learning Academy; Level 3

Kids' Castle Child Care; Level 5

Little Angles; Level 4

New Legacy Charter School; Level 4

Rising Star Early Learning Center; Level 4

GARFIELD

Caring Kids Preschool; Level 3

Fuller Child Care; Level 5

Little Bears; Level 2

Little Blue Preschool; Level 3

Little People; Level 2

Lizzy's Child Care; Level 4

Yampah Mountain Children's Center; Level 4

MESA

Aunt Patty's Child Care; Level 2

Christian Community Schools; Level 2

Country Care; Level 2

Country Kids; Level 2

Future Early Learning Center; Level 2

Grand Valley Child Care; Level 2

Jennifer's Child Care; Level 2

Kinder Haus Child Care; Level 4

Lil Kurtain Climbers; Level 3

Lil Peaches; Level 2

Little Imaginations; Level 2

We Kare A Lot; Level 2

Wishes and Dreams; Level 4

PUEBLO

Children's Palace; Level 4

Imagination Station, LLC; Level 2

Kinderkirk Preschool; Level 2

Lynden Childcare; Level 2

Southside Children's Center; Level 3

Word of Faith Life Center Academy; Level 4

Yolanda Gonzales; Level 2



18 Inverness Place East
Englewood, CO 80112
info@earlylearningventures.org
www.earlylearningventures.org